

Scaled data based on original data using  
LM-79-08 Approved Method: Electrical and Photometric Measurements of Solid-  
State Lighting Products

Test Report Prepared for  
Cooper Lighting Solutions  
(formerly Eaton)

Brand: INVUE

Report Number: P141921

Luminaire Tested: **EMM-E03-LED-E1-T3-7050**

Issue Date: 03/03/2020

**Test Information**

Test Method: LM-79-08  
Report Number: P141921  
REPORT IS SCALED FROM IESNA LM-79-08 TEST DATA (P33683)  
Test Lab: INNOVATION CENTER-P3  
Issue Date: 03/03/2020  
Manufacturer: COOPER LIGHTING SOLUTIONS (FORMERLY EATON)  
Product Line: INVUE  
Catalog Number: EMM-E03-LED-E1-T3-7050  
Description: EPIC MODERN MEDIUM DECORATIVE LED LUMINAIRE  
(3) LIGHTBARS WITH AccuLED OPTICS - TYPE 3  
Light Source: (63) 5000K CCT, 70 CRI LEDs  
Ballast/Driver: -

**Summary**

Lumens per Lamp: N/A  
Luminaire Lumens: 9038.7 lumens  
Efficiency: N/A  
Efficacy: 120.2 lumens/watt  
Luminous Opening: Rectangular (W 0.5' x L: 1' x H: 0')  
IES Classification: Type III - Short - Semi-Cutoff  
BUG Rating: B3 - U0 - G3

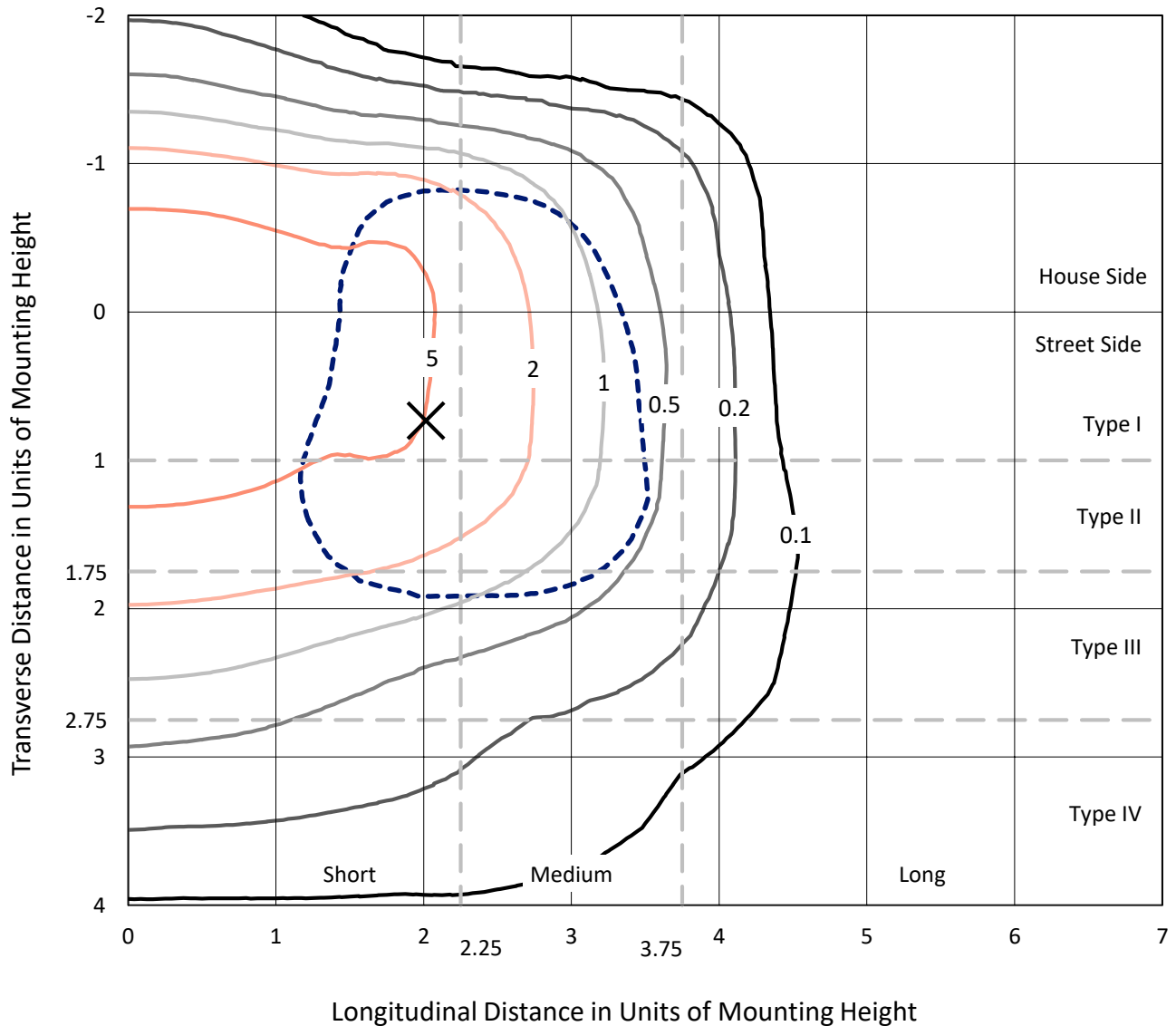
Input Watts (W): 75.2  
Input Voltage (V): NR  
Input Current (Ain): NR  
Voltage Rise (V): NR  
Power Factor: NR  
Total Harmonic Distortion (THDi): NR  
Frequency (hertz): 60  
Stabilization Time: NR  
Operation Time: NR  
Ambient Temperature (°C): NR  
Test Distance: 25 FT



REPORT NUMBER: P141921  
 CATALOG NUMBER: EMM-E03-LED-E1-T3-7050

### Iso-Footcandle Lines of Horizontal Illumination

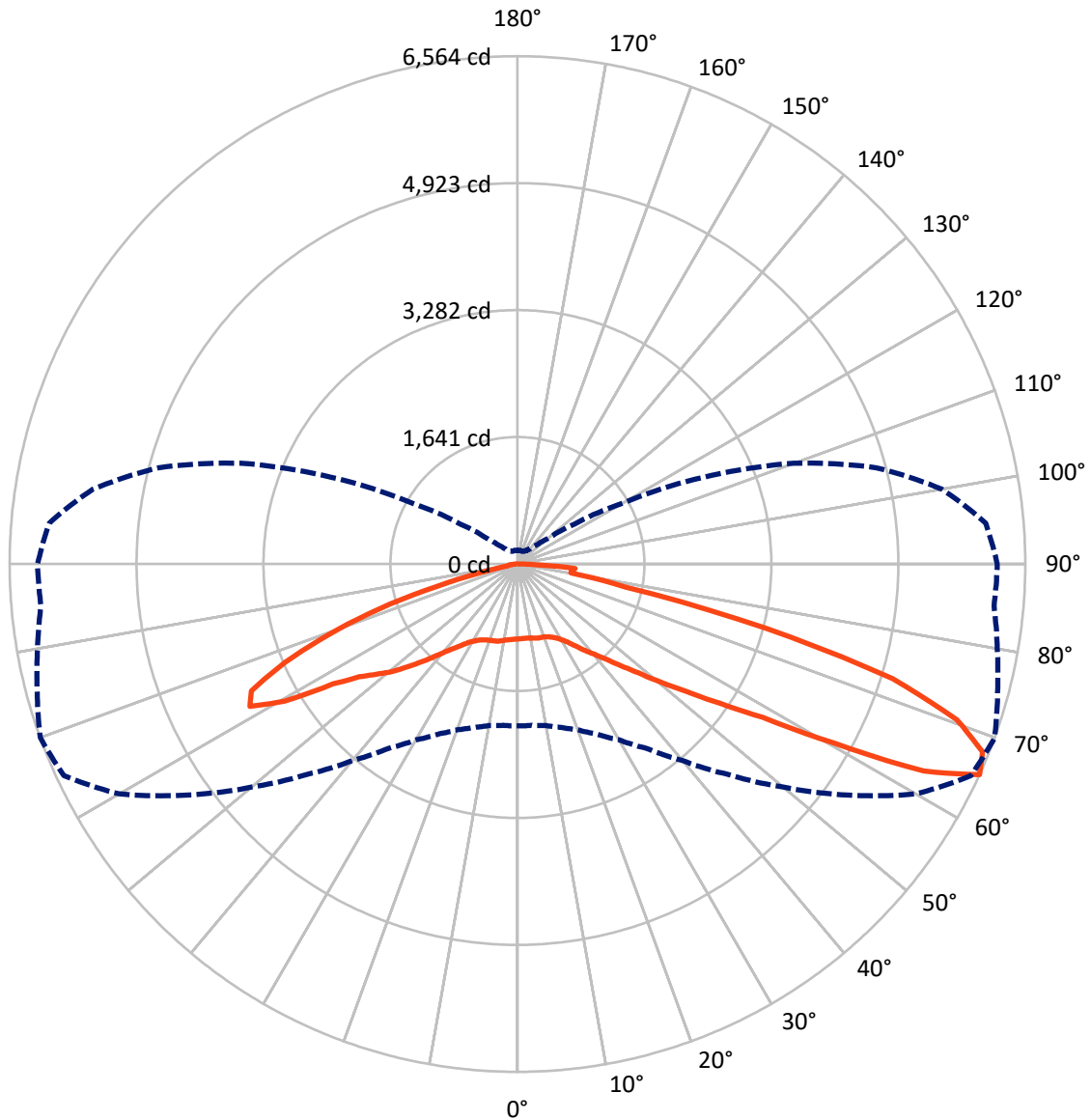
✕ Max cd  
 - - - 1/2 Max cd



Based on 10 foot mounting height. Maximum calculated value = 9.8 fc  
 Type III - Short - Semi-Cutoff

REPORT NUMBER: P141921  
CATALOG NUMBER: EMM-E03-LED-E1-T3-7050

### Luminous Intensity Polar Plot



— Vertical Plane Through 70-Deg Lateral      - - - Horizontal Cone Through 65-Deg Vertical

REPORT NUMBER: P141921

CATALOG NUMBER: EMM-E03-LED-E1-T3-7050

**FLUX DISTRIBUTION:**

		Downward	Upward	Total
<b>House Side</b>	Lumens	3051.2	0.0	3051.2
	% Fixture	33.8	0.0	33.8
<b>Street Side</b>	Lumens	5987.5	0.0	5987.5
	% Fixture	66.2	0.0	66.2
<b>Total</b>	Lumens	9038.7	0.0	9038.7
	% Fixture	100.0	0.0	100.0

**Coefficient of Utilization**

**ZONAL LUMENS:**

Zone	Lumens	% Fixture
0°-10°	93.2	1.0
10°-20°	276.2	3.1
20°-30°	474.8	5.3
30°-40°	761.0	8.4
40°-50°	1246.0	13.8
50°-60°	1950.3	21.6
60°-70°	2740.9	30.3
70°-80°	1297.1	14.4
80°-90°	199.3	2.2
90°-100°	0.0	0.0
100°-110°	0.0	0.0
110°-120°	0.0	0.0
120°-130°	0.0	0.0
130°-140°	0.0	0.0
140°-150°	0.0	0.0
150°-160°	0.0	0.0
160°-170°	0.0	0.0
170°-180°	0.0	0.0
0°-90°	9038.7	100.0
0°-180°	9038.7	100.0



REPORT NUMBER: P141921

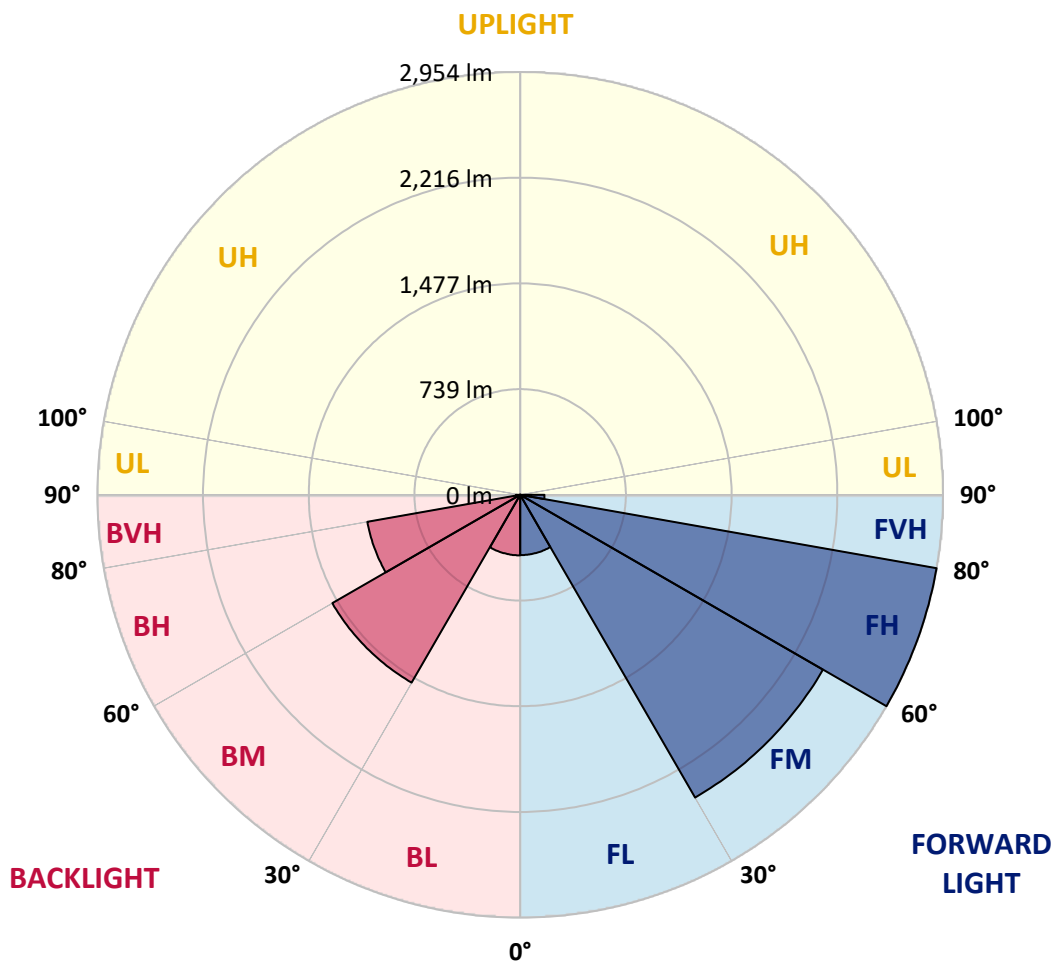
CATALOG NUMBER: EMM-E03-LED-E1-T3-7050

**LUMINAIRE CLASSIFICATION SYSTEM LUMEN TABLE AND BUG RATING:**

Zone		Lumens	% Fixture	Zone Rating/Lumen Limit		
				B	U	G
FL	(0°-30°)	421.1	4.7			
FM	(30°-60°)	2442.5	27.0			
FH	(60°-80°)	2954.1	32.7			G2/5000
FVH	(80°-90°)	169.8	1.9			G2/225
BL	(0°-30°)	423.1	4.7	B1/500		
BM	(30°-60°)	1514.9	16.8	B2/2500		
BH	(60°-80°)	1083.8	12.0	B3/2500		G3/2500
BVH	(80°-90°)	29.4	0.3			G1/100
UL	(90°-100°)	0.0	0.0		U0/0	
UH	(100°-180°)	0.0	0.0		U0/0	

**BUG Rating: B3-U0-G3**

Type III Short





REPORT NUMBER: P141921

CATALOG NUMBER: EMM-E03-LED-E1-T3-7050

**CANDELA DISTRIBUTION (FULL):**

	0°	5°	10°	15°	20°	25°	30°	35°	40°	45°	50°
0°	968.6	968.6	968.6	968.6	968.6	968.6	968.6	968.6	968.6	968.6	968.6
2.5°	963.5	964.5	964.5	962.5	962.5	963.5	963.5	964.5	964.5	964.5	965.6
5°	963.5	964.5	964.5	963.5	962.5	964.5	963.5	964.5	964.5	964.5	964.5
7.5°	961.5	962.5	962.5	961.5	962.5	963.5	963.5	965.6	966.6	966.6	967.6
10°	951.2	952.2	953.3	953.3	955.3	958.4	959.4	963.5	964.5	967.6	969.7
12.5°	932.7	932.7	934.8	936.8	939.9	946.1	949.1	955.3	960.4	964.5	971.7
15°	916.3	916.3	918.4	919.4	925.5	929.7	935.8	943.0	952.2	960.4	971.7
17.5°	924.5	924.5	923.5	922.5	923.5	923.5	928.6	935.8	944.0	955.3	969.7
20°	956.3	955.3	951.2	949.1	948.1	944.0	940.9	939.9	944.0	952.2	966.6
22.5°	984.0	982.0	981.0	978.9	982.0	979.9	975.8	970.7	964.5	961.5	969.7
25°	1000.5	1001.5	1001.5	1001.5	1007.6	1009.7	1011.7	1005.6	998.4	988.1	989.2
27.5°	1023.0	1024.1	1022.0	1026.1	1033.3	1038.4	1043.5	1047.7	1043.5	1037.4	1030.2
30°	1071.3	1071.3	1068.2	1071.3	1077.4	1082.5	1089.7	1096.9	1096.9	1090.8	1083.6
32.5°	1121.5	1122.6	1122.6	1124.6	1133.8	1138.0	1148.2	1155.4	1160.5	1156.4	1160.5
35°	1182.1	1181.0	1184.1	1185.2	1199.5	1204.6	1225.2	1230.3	1238.5	1240.6	1243.6
37.5°	1282.6	1284.7	1278.5	1274.4	1286.7	1286.7	1313.4	1327.8	1325.7	1340.1	1350.4
40°	1444.8	1435.5	1432.4	1430.4	1437.6	1436.5	1435.5	1455.0	1464.3	1466.3	1471.4
42.5°	1624.3	1627.4	1624.3	1631.5	1631.5	1626.4	1622.3	1619.2	1636.6	1647.9	1650.0
45°	1834.7	1838.8	1832.6	1827.5	1840.8	1848.0	1848.0	1856.2	1870.6	1875.7	1872.6
47.5°	2003.0	2014.2	2009.1	2016.3	2037.8	2062.5	2095.3	2116.9	2132.2	2146.6	2169.2
50°	2154.8	2160.0	2172.3	2195.9	2227.7	2266.7	2320.0	2373.4	2404.2	2440.1	2466.8
52.5°	2247.2	2262.6	2281.0	2320.0	2373.4	2427.8	2509.9	2597.1	2675.1	2715.1	2746.9
55°	2302.6	2313.9	2338.5	2391.9	2466.8	2547.8	2650.4	2770.5	2874.1	2962.4	3031.1
57.5°	2300.5	2309.8	2343.6	2402.1	2491.4	2593.0	2721.2	2871.0	3023.9	3170.7	3300.0
60°	2256.4	2264.6	2298.5	2361.1	2458.5	2579.6	2733.5	2917.2	3124.5	3345.1	3571.9
62.5°	2188.7	2194.8	2224.6	2287.2	2385.7	2515.0	2695.6	2936.7	3231.2	3579.1	4019.3
65°	2093.3	2093.3	2121.0	2185.6	2280.0	2424.7	2623.8	2907.0	3314.3	3843.8	4484.1
67.5°	1952.7	1952.7	1975.3	2028.6	2102.5	2203.0	2402.1	2696.6	3126.5	3760.7	4509.7
70°	1686.9	1691.0	1691.0	1723.9	1756.7	1801.8	1896.2	2122.0	2525.2	3145.0	3881.8
72.5°	1236.5	1161.6	1220.0	1273.4	1310.3	1335.0	1389.3	1460.1	1663.3	2128.1	2795.1
75°	778.8	798.3	842.4	903.0	994.3	1088.7	1192.3	1236.5	1218.0	1273.4	1721.8
77.5°	472.0	455.6	498.7	589.0	691.6	819.9	1013.8	1182.1	1278.5	1272.4	1219.0
80°	204.2	199.1	227.8	270.9	321.2	437.1	614.6	845.5	1102.0	1250.8	1228.2
82.5°	72.9	73.9	93.4	110.8	133.4	171.4	243.2	388.9	616.7	878.3	1085.6
85°	21.5	23.6	32.8	46.2	52.3	59.5	82.1	122.1	208.3	332.5	591.0
87.5°	6.2	7.2	9.2	16.4	15.4	14.4	16.4	25.7	19.5	16.4	82.1
90°	0.0	0.0	0.0	0.0	0.0	0.0	0.0	0.0	0.0	0.0	0.0



REPORT NUMBER: P141921

CATALOG NUMBER: EMM-E03-LED-E1-T3-7050

**CANDELA DISTRIBUTION (continued):**

	55°	60°	65°	70°	75°	80°	85°	90°	95°	100°	105°
0°	968.6	968.6	968.6	968.6	968.6	968.6	968.6	968.6	968.6	968.6	968.6
2.5°	964.5	964.5	964.5	965.6	964.5	964.5	965.6	965.6	966.6	967.6	969.7
5°	963.5	963.5	964.5	964.5	964.5	965.6	966.6	967.6	969.7	972.7	975.8
7.5°	966.6	966.6	965.6	966.6	966.6	967.6	969.7	970.7	974.8	977.9	983.0
10°	969.7	969.7	970.7	971.7	971.7	973.8	976.9	977.9	982.0	988.1	993.3
12.5°	973.8	976.9	981.0	983.0	985.1	987.1	990.2	992.2	997.4	1005.6	1011.7
15°	976.9	984.0	988.1	993.3	996.3	997.4	1000.5	1004.6	1009.7	1017.9	1025.1
17.5°	976.9	986.1	992.2	997.4	1002.5	1005.6	1008.7	1012.8	1019.9	1028.2	1035.3
20°	975.8	989.2	997.4	1005.6	1014.8	1017.9	1023.0	1027.1	1035.3	1045.6	1050.7
22.5°	981.0	996.3	1007.6	1022.0	1032.3	1040.5	1046.6	1053.8	1060.0	1067.1	1069.2
25°	996.3	1011.7	1030.2	1047.7	1062.0	1074.3	1082.5	1088.7	1095.9	1099.0	1094.9
27.5°	1022.0	1033.3	1058.9	1084.6	1107.2	1122.6	1131.8	1140.0	1142.1	1148.2	1132.8
30°	1068.2	1073.3	1100.0	1136.9	1162.6	1188.2	1200.5	1208.8	1209.8	1205.7	1179.0
32.5°	1144.1	1134.9	1158.5	1207.7	1246.7	1268.3	1287.8	1292.9	1289.8	1276.5	1233.4
35°	1236.5	1222.1	1233.4	1305.2	1348.3	1380.1	1398.6	1403.7	1396.5	1372.9	1313.4
37.5°	1350.4	1345.2	1350.4	1419.1	1494.0	1523.8	1532.0	1538.1	1520.7	1477.6	1399.6
40°	1476.6	1477.6	1471.4	1534.0	1628.4	1671.5	1691.0	1677.7	1656.1	1594.6	1508.4
42.5°	1651.0	1644.8	1623.3	1679.7	1800.8	1844.9	1862.4	1852.1	1830.6	1752.6	1652.0
45°	1881.9	1861.4	1840.8	1870.6	1987.6	2045.0	2070.7	2063.5	2025.5	1931.1	1836.7
47.5°	2164.1	2142.5	2104.5	2099.4	2217.4	2285.1	2294.4	2283.1	2254.4	2160.0	2044.0
50°	2460.6	2454.4	2437.0	2396.0	2501.6	2569.4	2563.2	2555.0	2523.2	2403.1	2284.1
52.5°	2767.4	2779.7	2768.4	2739.7	2852.6	2880.3	2882.3	2857.7	2820.8	2709.9	2547.8
55°	3089.6	3135.8	3153.2	3175.8	3265.1	3261.0	3237.4	3178.9	3188.1	3061.9	2837.2
57.5°	3431.3	3572.9	3684.7	3735.0	3820.2	3844.8	3785.3	3804.8	3796.6	3666.3	3312.3
60°	3881.8	4220.4	4511.8	4691.4	4806.3	4762.2	4845.3	4849.4	4990.0	4703.7	4151.6
62.5°	4600.0	5221.9	5739.0	5893.9	5923.7	5913.4	5814.9	5913.4	5886.8	5537.9	4822.7
65°	5204.4	5944.2	6469.6	6564.0	6425.5	6298.2	6183.3	6202.8	6075.6	5570.7	4803.2
67.5°	5286.5	6023.2	6510.6	6484.0	6181.3	5945.3	5754.4	5604.6	5345.0	4888.4	4219.3
70°	4637.0	5417.8	6045.8	6025.3	5604.6	5289.6	4979.7	4753.9	4489.2	4136.2	3503.1
72.5°	3606.8	4302.5	4910.9	5069.0	4654.4	4306.6	4022.3	3735.0	3462.1	3126.5	2727.4
75°	2455.5	2978.8	3262.0	3305.1	2925.4	2664.8	2555.0	2320.0	2030.7	1958.8	1663.3
77.5°	1426.3	1627.4	1541.2	1426.3	1148.2	843.5	644.4	551.0	553.1	635.2	608.5
80°	1159.5	1104.1	871.2	698.8	475.1	242.2	162.1	139.6	140.6	163.2	158.0
82.5°	1195.4	1227.2	1008.7	706.0	486.4	256.5	123.1	91.3	106.7	115.9	113.9
85°	885.5	1160.5	1040.5	749.1	522.3	272.9	80.0	50.3	70.8	86.2	92.3
87.5°	248.3	389.9	302.7	200.1	145.7	49.3	31.8	26.7	32.8	45.1	45.1
90°	0.0	0.0	0.0	0.0	0.0	0.0	0.0	0.0	0.0	0.0	0.0





REPORT NUMBER: P141921

CATALOG NUMBER: EMM-E03-LED-E1-T3-7050

**CANDELA DISTRIBUTION (continued):**

	110°	115°	120°	125°	130°	135°	140°	145°	150°	155°	160°
0°	968.6	968.6	968.6	968.6	968.6	968.6	968.6	968.6	968.6	968.6	968.6
2.5°	970.7	974.8	973.8	975.8	976.9	979.9	982.0	981.0	981.0	983.0	985.1
5°	978.9	984.0	984.0	987.1	990.2	994.3	997.4	995.3	996.3	998.4	1000.5
7.5°	987.1	993.3	994.3	997.4	999.4	1001.5	1003.5	1000.5	999.4	999.4	998.4
10°	997.4	1003.5	1002.5	1002.5	1001.5	999.4	995.3	988.1	983.0	979.9	977.9
12.5°	1014.8	1018.9	1012.8	1006.6	996.3	989.2	979.9	971.7	965.6	960.4	958.4
15°	1030.2	1028.2	1021.0	1009.7	995.3	984.0	974.8	963.5	956.3	950.2	947.1
17.5°	1038.4	1031.2	1021.0	1010.7	998.4	988.1	976.9	963.5	952.2	944.0	939.9
20°	1046.6	1035.3	1022.0	1011.7	1002.5	994.3	986.1	969.7	955.3	943.0	936.8
22.5°	1058.9	1043.5	1030.2	1021.0	1011.7	1003.5	995.3	979.9	964.5	948.1	938.9
25°	1076.4	1055.9	1046.6	1037.4	1027.1	1018.9	1007.6	993.3	976.9	957.4	944.0
27.5°	1104.1	1085.6	1075.4	1066.1	1053.8	1040.5	1028.2	1008.7	993.3	970.7	953.3
30°	1144.1	1124.6	1115.4	1106.1	1091.8	1074.3	1056.9	1032.3	1010.7	985.1	962.5
32.5°	1194.4	1184.1	1172.8	1157.4	1138.0	1116.4	1090.8	1057.9	1027.1	995.3	966.6
35°	1272.4	1254.9	1236.5	1221.1	1192.3	1162.6	1123.6	1075.4	1034.3	995.3	960.4
37.5°	1361.6	1343.2	1318.5	1290.8	1247.7	1200.5	1146.2	1085.6	1031.2	984.0	945.0
40°	1469.4	1445.8	1412.9	1360.6	1297.0	1226.2	1153.3	1077.4	1013.8	959.4	914.3
42.5°	1612.0	1563.8	1500.2	1423.2	1332.9	1236.5	1144.1	1055.9	984.0	924.5	879.4
45°	1773.1	1696.2	1593.5	1478.6	1353.4	1232.4	1123.6	1021.0	939.9	874.2	827.0
47.5°	1946.5	1826.5	1675.6	1513.5	1355.5	1209.8	1083.6	968.6	877.3	807.5	749.1
50°	2142.5	1944.5	1733.1	1530.9	1342.1	1169.8	1026.1	893.7	799.3	716.2	662.9
52.5°	2310.8	2048.1	1773.1	1523.8	1294.9	1100.0	931.7	803.4	692.6	618.7	566.4
55°	2509.9	2148.7	1794.7	1487.9	1219.0	991.2	830.1	687.5	582.8	517.2	472.0
57.5°	2845.4	2319.0	1813.1	1415.0	1093.8	854.7	689.5	556.1	474.1	416.6	384.8
60°	3492.9	2649.4	1889.1	1306.2	934.8	690.6	532.5	435.1	364.3	326.3	303.7
62.5°	3916.6	2874.1	1855.2	1139.0	730.6	517.2	389.9	314.0	272.9	245.2	235.0
65°	3808.9	2647.4	1574.0	903.0	508.9	343.7	261.7	215.5	197.0	182.6	176.5
67.5°	3271.2	2135.3	1141.0	583.9	322.2	209.3	171.4	152.9	144.7	138.5	137.5
70°	2606.3	1505.3	678.3	309.9	178.5	138.5	122.1	114.9	111.8	111.8	111.8
72.5°	1891.1	867.1	333.5	167.3	120.1	105.7	98.5	96.5	95.4	95.4	96.5
75°	1080.5	375.6	171.4	114.9	98.5	91.3	87.2	87.2	87.2	87.2	88.2
77.5°	376.6	171.4	121.1	96.5	85.2	81.1	79.0	81.1	82.1	82.1	82.1
80°	137.5	121.1	103.6	84.1	75.9	71.8	71.8	74.9	77.0	74.9	73.9
82.5°	108.8	95.4	84.1	72.9	66.7	64.6	65.7	67.7	66.7	65.7	62.6
85°	83.1	62.6	58.5	54.4	53.4	53.4	57.5	58.5	54.4	52.3	49.3
87.5°	41.0	32.8	29.8	34.9	33.9	30.8	31.8	31.8	26.7	24.6	25.7
90°	0.0	0.0	0.0	0.0	0.0	0.0	0.0	0.0	0.0	0.0	0.0



REPORT NUMBER: P141921

CATALOG NUMBER: EMM-E03-LED-E1-T3-7050

**CANDELA DISTRIBUTION (continued):**

	165°	170°	175°	180°
0°	968.6	968.6	968.6	968.6
2.5°	985.1	986.1	989.2	988.1
5°	999.4	1000.5	1002.5	1002.5
7.5°	996.3	997.4	997.4	997.4
10°	972.7	972.7	974.8	974.8
12.5°	954.3	953.3	953.3	951.2
15°	943.0	940.9	942.0	938.9
17.5°	934.8	933.8	933.8	931.7
20°	931.7	929.7	928.6	926.6
22.5°	929.7	928.6	926.6	924.5
25°	934.8	929.7	928.6	926.6
27.5°	939.9	934.8	930.7	929.7
30°	945.0	935.8	930.7	928.6
32.5°	944.0	931.7	924.5	921.4
35°	932.7	917.3	908.1	905.0
37.5°	911.2	893.7	879.4	874.2
40°	880.4	857.8	844.5	837.3
42.5°	843.5	817.8	806.5	800.4
45°	782.9	762.4	749.1	743.9
47.5°	715.2	687.5	675.2	670.0
50°	628.0	605.4	595.1	588.0
52.5°	535.6	515.1	505.9	501.8
55°	446.4	436.1	421.7	418.7
57.5°	362.2	359.1	348.9	347.8
60°	294.5	289.4	282.2	282.2
62.5°	231.9	226.8	223.7	223.7
65°	178.5	177.5	175.5	174.4
67.5°	137.5	140.6	141.6	139.6
70°	114.9	115.9	115.9	115.9
72.5°	99.5	99.5	99.5	98.5
75°	90.3	90.3	88.2	87.2
77.5°	83.1	82.1	83.1	82.1
80°	72.9	71.8	69.8	67.7
82.5°	60.5	59.5	54.4	54.4
85°	47.2	44.1	40.0	35.9
87.5°	26.7	23.6	17.4	12.3
90°	0.0	0.0	0.0	0.0

(END OF REPORT)